



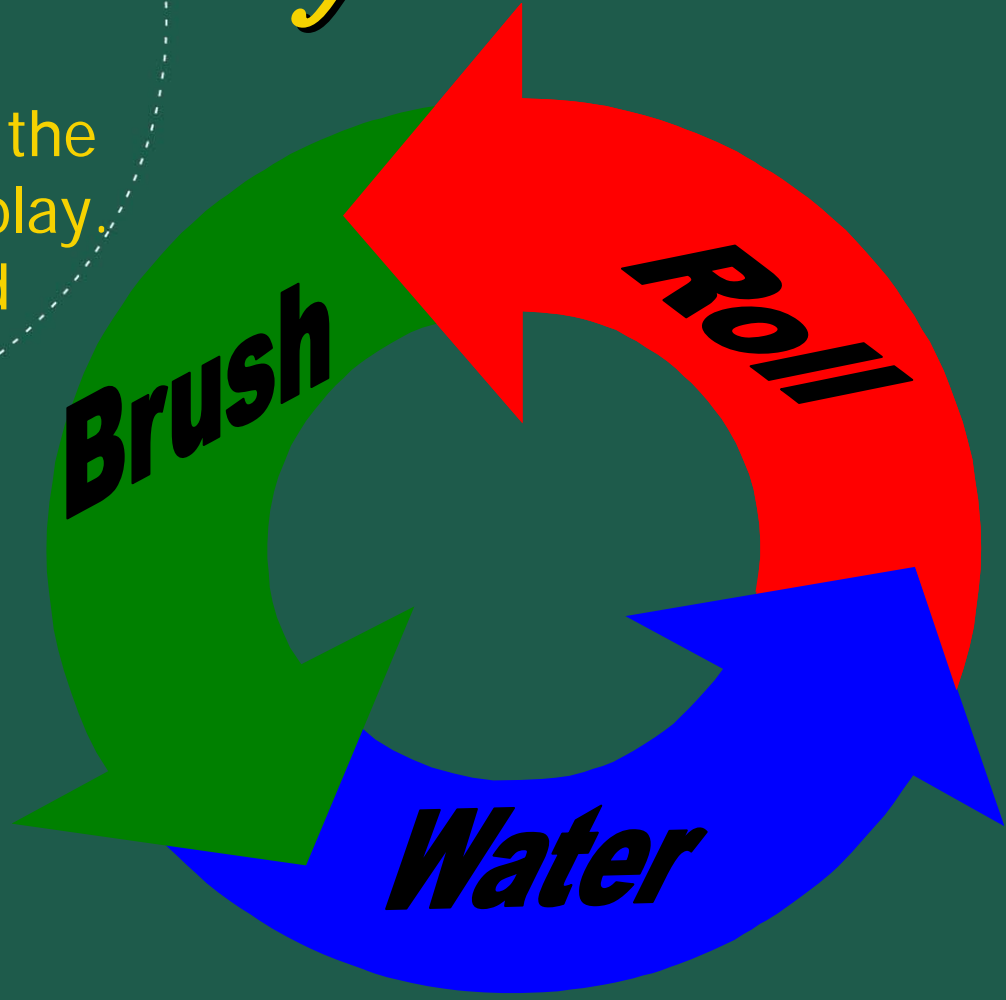
Har-Tru Court Maintenance

How and Why?



Daily Maintenance

- Cycle begins at the end of a day's play. Court is dry and scuffed.



Daily Maintenance

- It starts with brushing...



**HAR
TRU**

Brushing

- Complete prior to watering
- Make wide turns
- Alternate directions
- Avoid accumulation of material
- Never brush without a “reason”
- Avoid excessive brushing
- Avoid a stiff bristle brush on conventional courts
- Avoid rear brush of roller if possible

Watering

- Objective is to water thoroughly and uniformly
- Saturate court and base
- Ideal is for court to stay moist until next maintenance period
- Time to water (typically 12 a.m. to 3 a.m.) should be determined by observation
- Mid-day watering is necessary during summer, usually 5-10 minutes

Watering and Har-Tru Courts

- Key factor is stability
- Sprinklers store water in base
- Sub-surface systems feed water from below surface



Sprinkler Systems

The first sprinkler head made for the Har-Tru court, by *Lee Tennis and Nelson*



Acu-nozzle

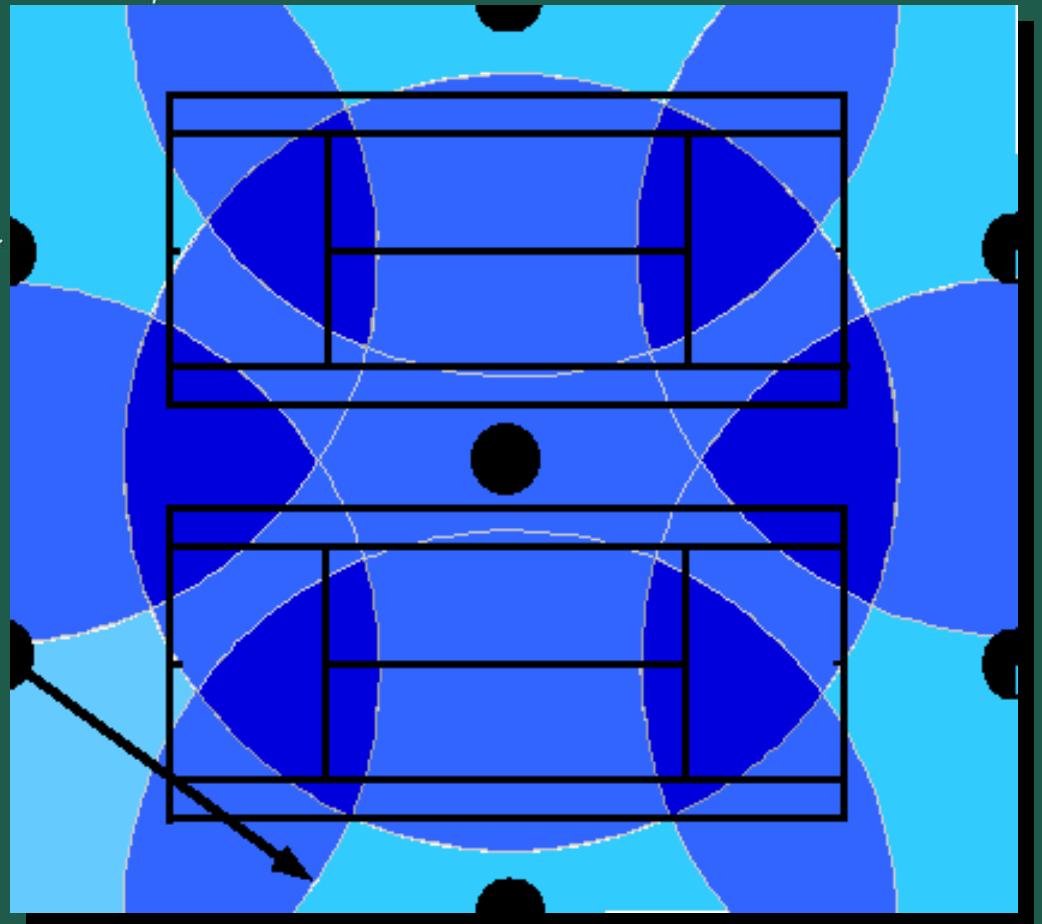


Other gear driven
nozzles



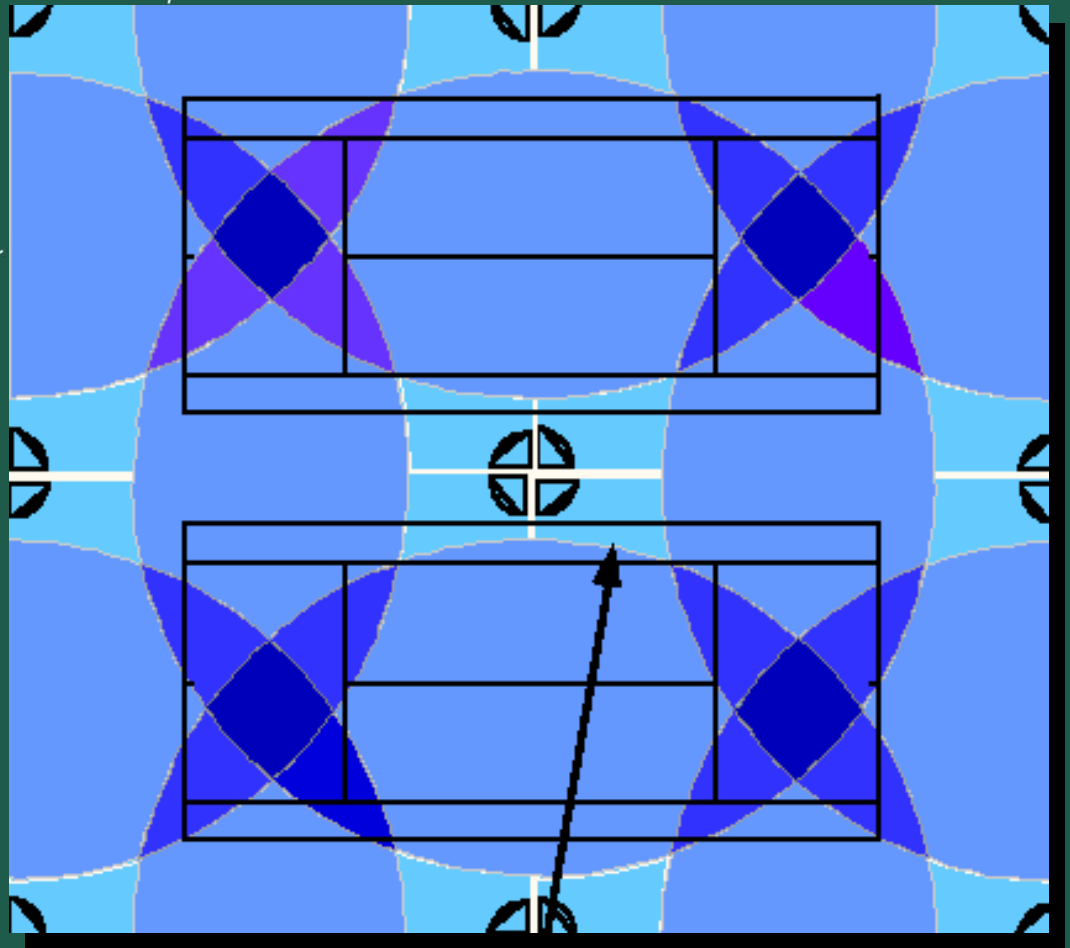
Sprinkler Systems

Overlap of
sprinkler heads




Sprinkler Systems

Overlap with 8
heads per court



Maintenance

Roll as necessary



**HAR
TRU**

Rolling

- Check for court firmness (too wet / too dry)
- Roll daily on new courts as needed
- Reasons for rolling:
 - Less erosion
 - Firmer, faster court
 - Court dries faster
 - Less granular build-up



Rolling... Rules of Thumb

- Minimize twisting and turning
- Roll in wide ovals
- Roll in different directions
- Roll corners and perimeters

Thank you

Questions or Concerns?

